

# iOS Updates &



# Free iPhone/iPad Apps



Jere Minich

[jminich@apcug.org](mailto:jminich@apcug.org)



May 2021

Screenshots are from my iPad Air 2

&

My iPhone 12 Pro Max

***Jere's Tech Tips***



# iOS 14 Overview

page 1

- Home Screen Improvements - Resizable Home Screen Widgets, App Library, Hide Home Screen Pages.
- Major UI Improvements – compact Siri, compact call notifications.

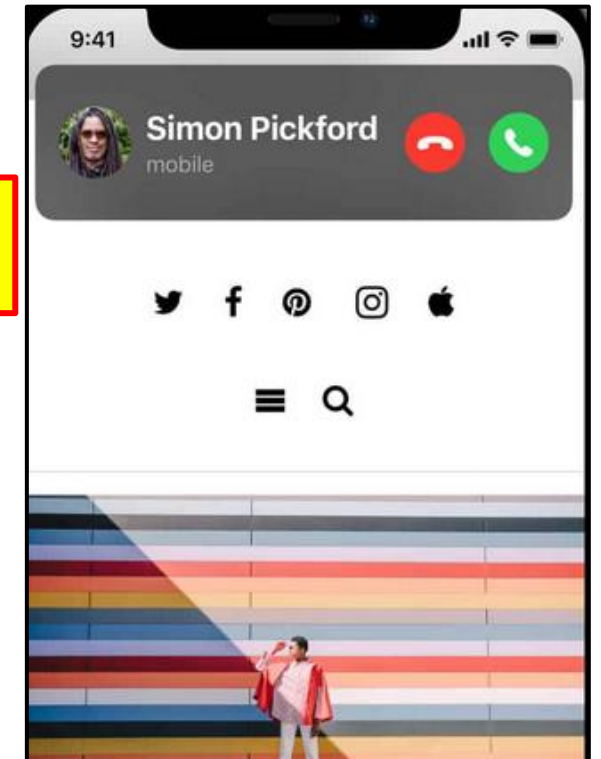


Hide Home  
Screen



Compact  
Siri

Compact Call  
Notifications



# iOS 14 Overview page 2

- System App Improvements – messages, camera, Safari.
- Core System Enhancements – default Browser, Email, Find My 'Other' Devices.
- Enhancements to Native Apps – Maps, Photos, Reminders, music, voice memos, home, Car Play, Files, shortcuts.

# iOS 14 Overview page 3

1. General Improvements & Features - Jiggle Apps, App download location, Emoji picker,
2. Youtube 4K, FaceTime Eye Contact, Change Screenshot Opacity,
3. Wake/Lock for Flip Covers, Sleep Mode, Wind Down, Notification Badges in App Library,
4. Improved Search, Up-to-Date Weather Data,

# iOS 14 Overview page 4

1. General Improvements and features.  
(con't.)
2. Game Center ID in App Store Account, New Time and Date Picker, Back Button History,
3. New Health Features, Bluetooth Banner Notifications,
4. Third-Party Family Sharing, Updated Color Picker, Stack Widgets on Top of Another,
5. Long-press to Hide Alerts, Guides in Apple Maps, Rename Bluetooth Devices.

# iOS 14 Overview

## page 5

1. Privacy Features – App Store Transparency, clipboard notifications, security recommendations,
2. Camera/Microphone Indicators, Upgrade to Sign in with Apple, Limit Access to Photos, Permission to Track,
3. Local Network Privacy, Precision Location Tracking, Mask MAC Address .
4. Accessibility Features - Headphone Accommodations, Reduce Loud Sounds, Sign Language Prominence,
5. Sound Recognition, Back Tap Function.



20:06



App Library



Suggestions

Recently Added



Social

Utilities



Productivity &amp; Finance


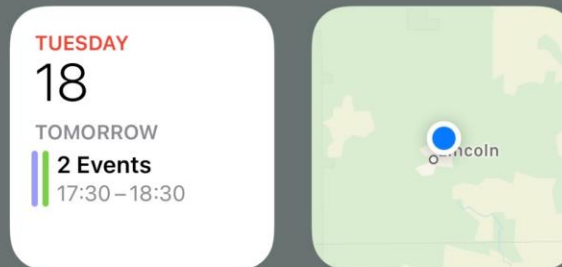
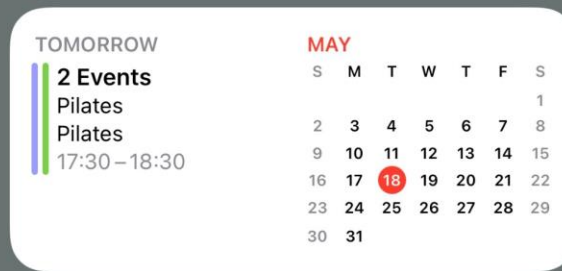
Creativity



20:09



Widgets



20:15



Edit

Messages



Aa Chris



Leilani



ICE Barbara



Bob



Penny



Barry Cowen

18:48 &gt;

Pinned conversations &amp; inline replies



Sheryl Williams

17:26 &gt;



Phil Phillips

17:24 &gt;



Roger Ehrig

Yesterday &gt;



info@orders.apple.com

Yesterday &gt;

Apple Store: Items in order W752342776 were delivered. We hope you enjoy them. For more i...



Penny, ICE Barbara, Mike, Lei... Saturday &gt;

Great little Princess picture ❤️❤️❤️



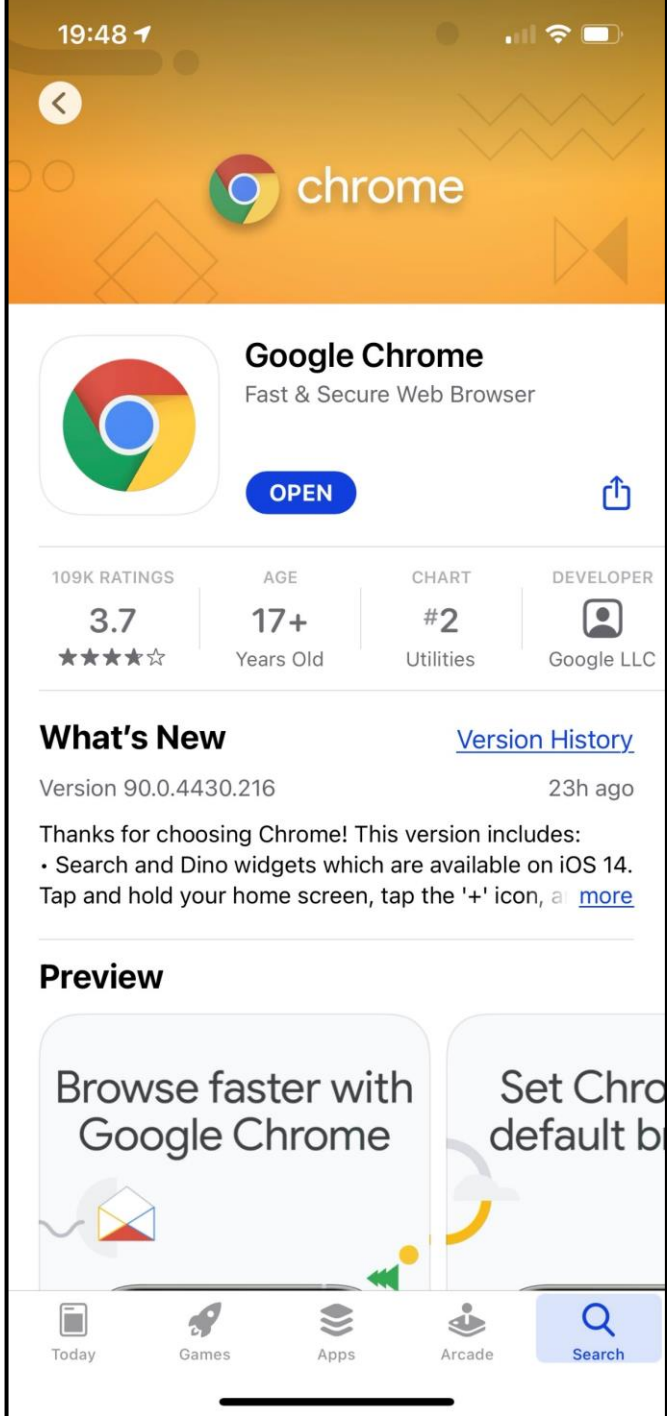
Marci &amp; ICE

Saturday &gt;

# **How to Change the default Browser App**

1. Download the Browser app from the Apple App Store.
2. Open the Settings app.
3. Scroll down to the browser app that was downloaded.
4. Tap the Browser app.
5. Tap Default Browser App.
6. Select a web browser to set it as the default.
  1. A checkmark appears to confirm it's the default.

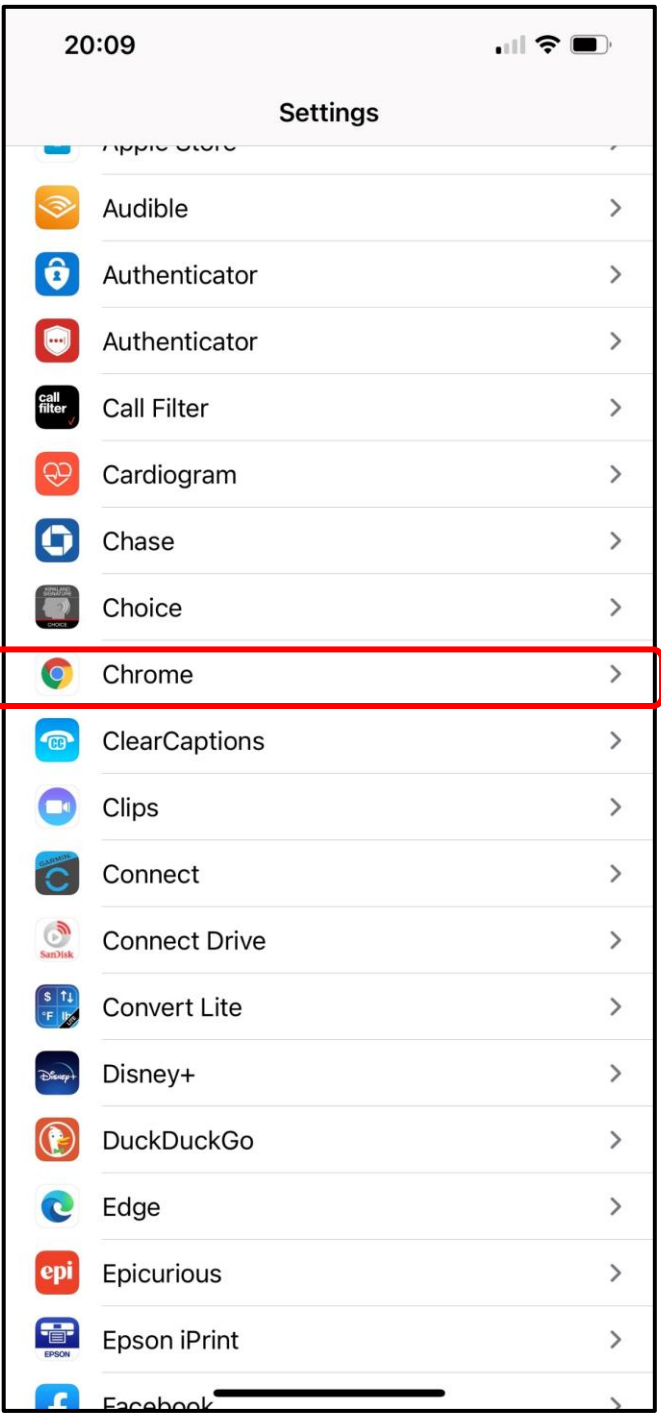




How to Change the default Browser App

Step 1.  
Apple App Store

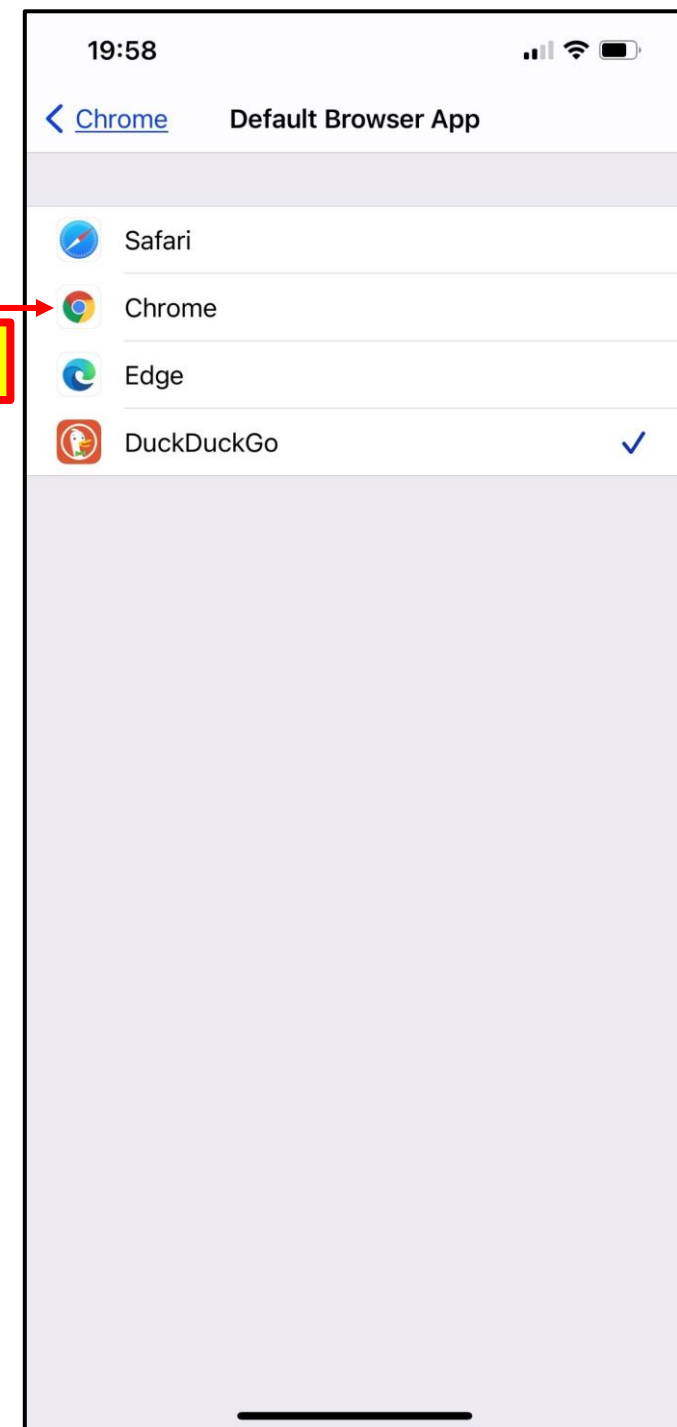
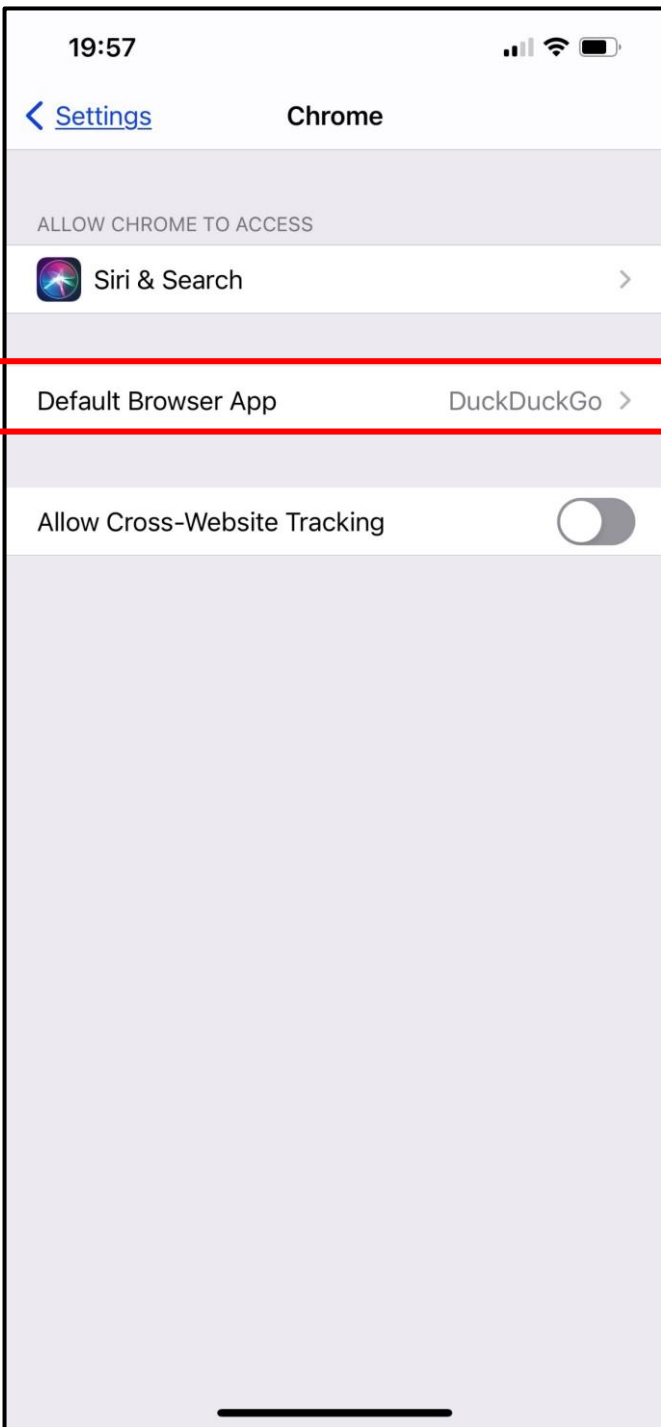
Step 2/3  
Settings > Chrome



## How to Change the default Browser App

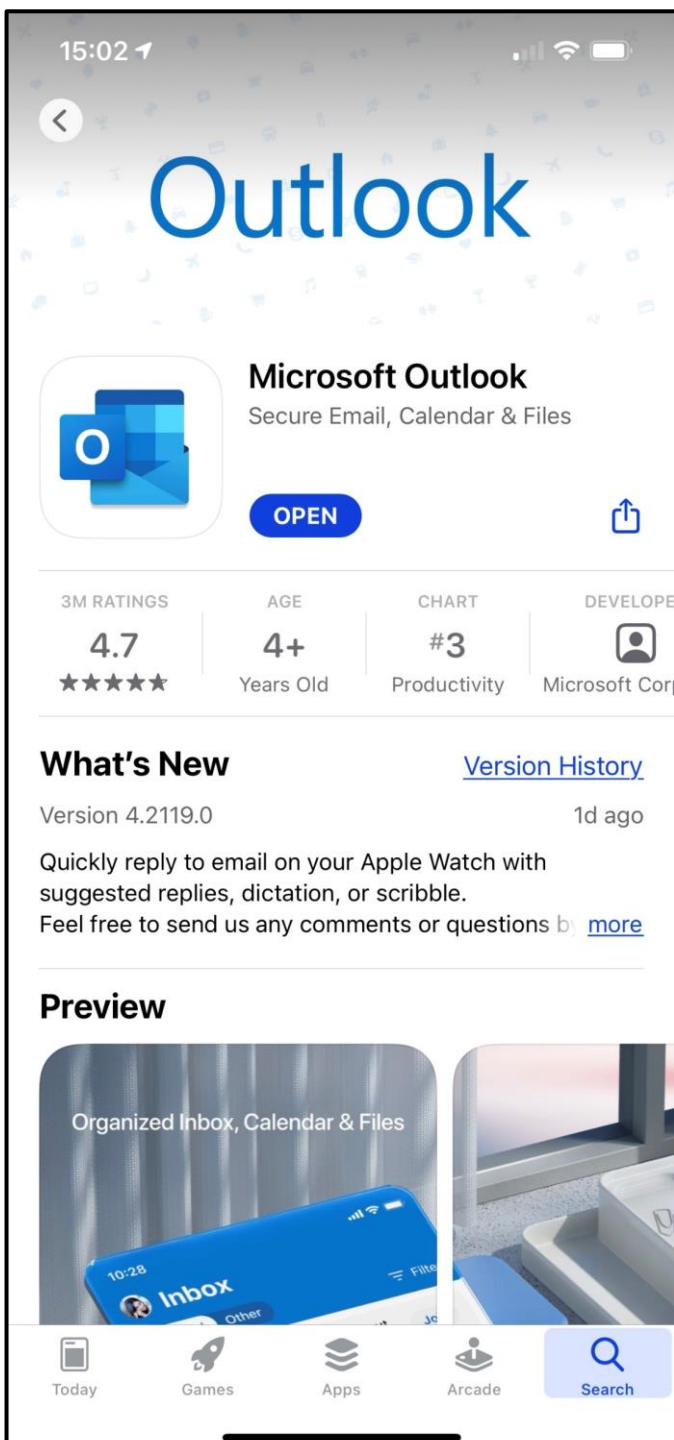
Step 5

Step 6



# How to Change the Default Mail App

1. Download the email app from the Apple App Store.
2. Open the Settings app.
3. Scroll down to the email app that was downloaded.
4. Tap the mail app.
5. Tap Default Mail app.
6. Tap the preferred email app from the list.
  - A. A checkmark appears to confirm it's the default.



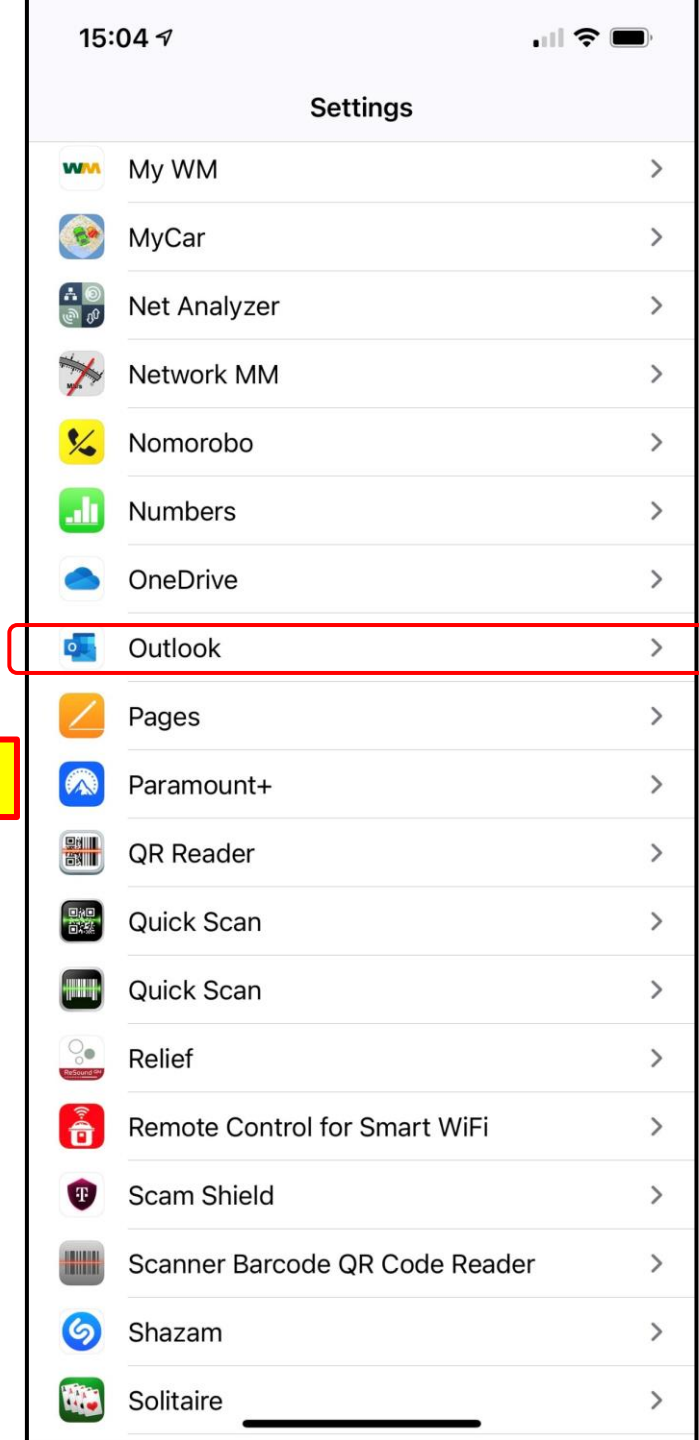
## How to Change the Default Mail App

Step 1.

Apple App Store

Step 2/3/4

Settings > Outlook



15:04



< [Settings](#)

Outlook

ALLOW OUTLOOK TO ACCESS



Siri & Search



Background App Refresh



Default Mail App

Mail >

Step 5

How to Change the Default eMail App

Step 6



15:05



< [Outlook](#)

Default Mail App



Gmail



Mail



Outlook

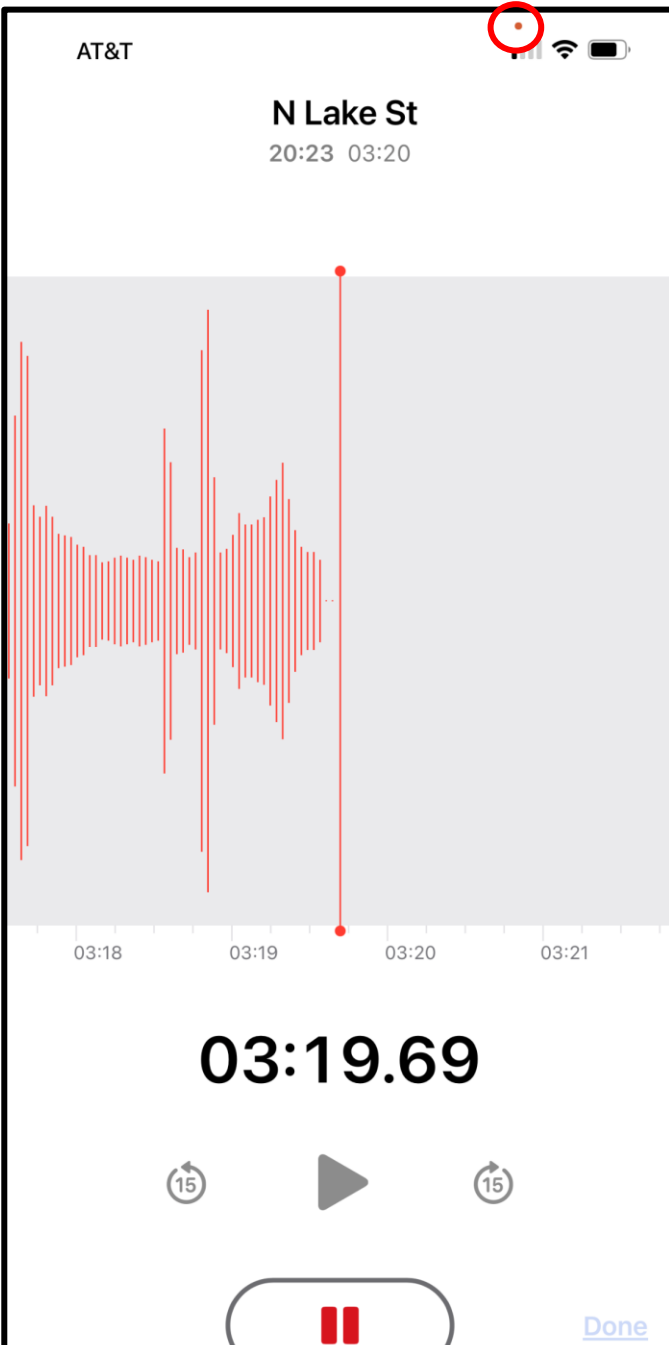
# **About privacy information on the App Store and the choices you have to control your data**

- In June 2020, Apple announced:
  - a new privacy information section for products in the App Store.
- A new program to help customers have more:
  - transparency and understanding about what data apps may gather about them.
- This new program creates an:
  - easy-to-understand system for all apps.
- This privacy information section will evolve over time.
  - This information is required by Apple;
    - to submit new apps
    - and app updates to the App Store.

# **App privacy details in the Apple App Store**

- The App Store now helps users better understand
  - an app's privacy practices before they download.
- On each app's product page, users can learn about:
  - some of the data types the app may collect,
  - whether that data is linked to them,
    - or used to track them.
  - the practices of third-party partners.

## Privacy Changes



### "VSCO" Would Like to Access Your Photos

Choose All Photos to easily edit and save all of your Camera Roll content.

Select Photos...

Allow Access to All Photos

Don't Allow

## Access to Photos

### "Facebook" Would Like to Access Your Photos

This lets you share from your camera roll, and enables other features for photos and videos.

Select More Photos...

Keep Current Selection

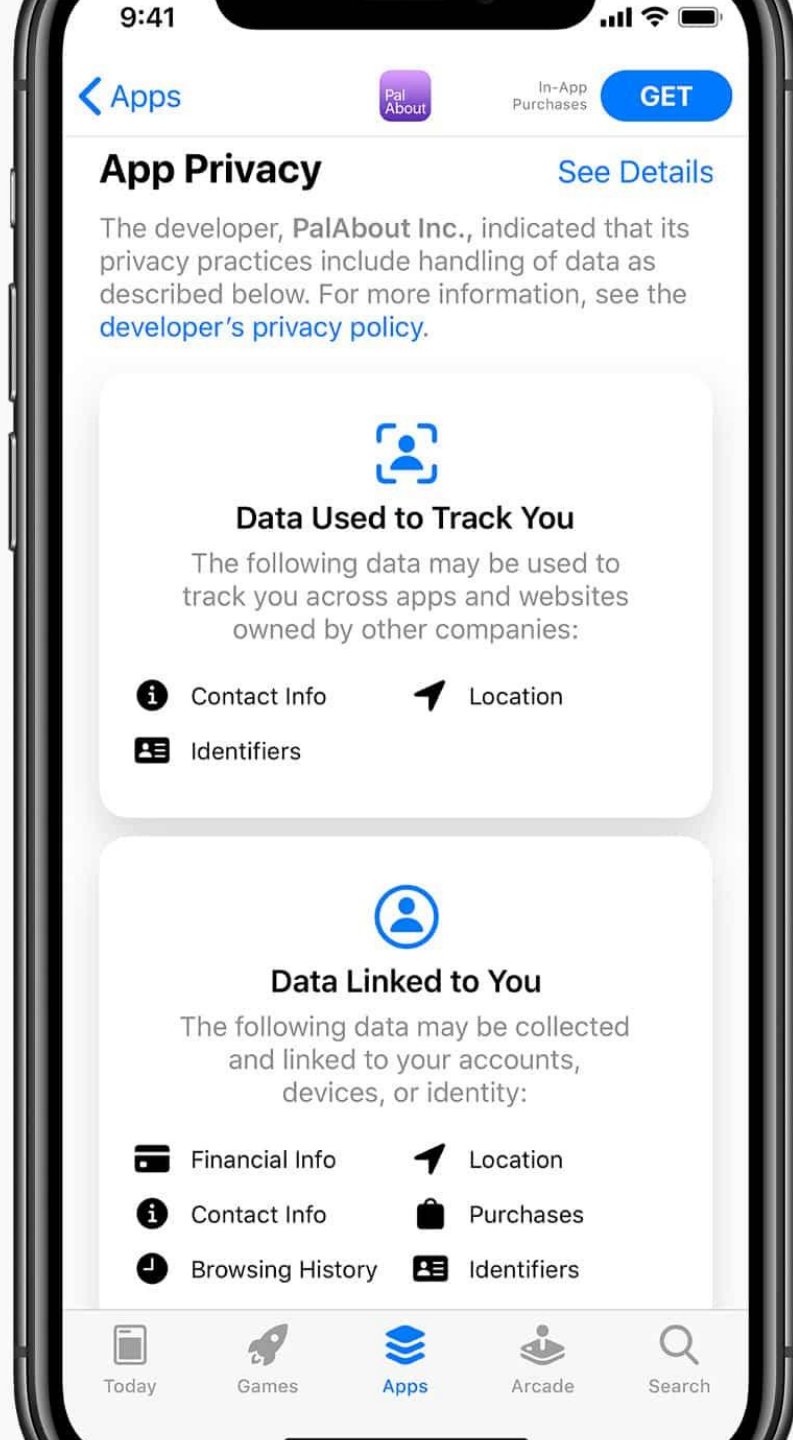
## App Privacy Policy [Text Format]

Last updated [month day, year]

[BUSINESS ENTITY NAME] ("we" or "us" or "our") respects the privacy of our users ("user" or "you"). This Privacy Policy explains how we collect, use, disclose, and safeguard your information when you visit our mobile application (the "Application"). Please read this Privacy Policy carefully. IF YOU DO NOT AGREE WITH THE TERMS OF THIS PRIVACY POLICY, PLEASE DO NOT ACCESS THE APPLICATION.

We reserve the right to make changes to this Privacy Policy at any time and for any





# App privacy details in the App Store

Example: what an App will Track if you give  
'permission'.

Break Time  
Lets Regroup & ask/answer  
Questions.

**Jere Minich**

[jminich@apcug.org](mailto:jminich@apcug.org)

# **Free Apps for iPhone and iPad**

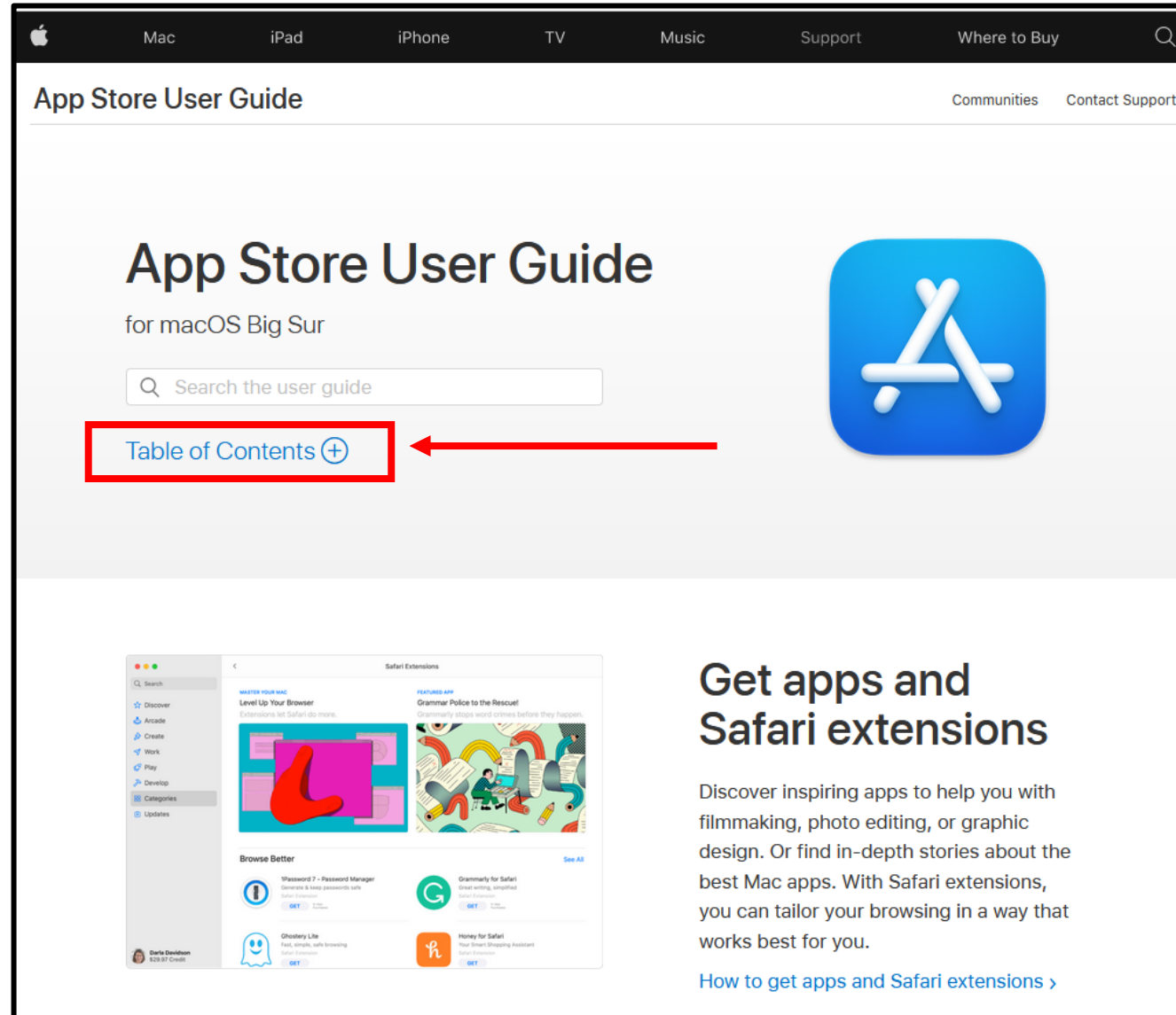
# What is an App?

- An application (“app” for short) is a S/W program made to work on a device,
  - Accomplish a specific task.
- Apps are
  - self-contained,
  - user-friendly programs.
- Some Apps are free,
  - and others cost a few dollars.
- Buying an app is a one-time buy;
  - and once purchased,
  - it’s forever.

# Apps?

- Apps transform the way to do anything;
  - creating,
  - learning,
  - playing games,
  - getting more done.
- The “App Store” is the best place to discover new apps;
  - 70% of their earnings are kept by the developer.
- **Warning:** Use only Apple App Store.
  - apple App review is a long process,
  - must contain Privacy statements.
- Tabs in the App Store make it easy to;
  - discover new apps,
  - learn more about the kinds of apps.

# <https://apple.co/3nQZ6or>





## App Store User Guide

Welcome

Sign in

Get apps and Safari extensions

> Apple Arcade

View and manage purchased apps

Update apps

Install and reinstall purchased apps

Manage your subscriptions

Tell people about Mac apps

Change App Store preferences

<https://apple.co/38Q03cu>

# Share purchases with others in your Family Sharing group

As a family member, you have immediate access to purchases that other family members share with each other. You can download their purchases on your computer, and iOS and iPadOS devices at any time. You can let other family members access your purchases in the same way. You can hide individual purchases you don't want other family members to share.

Before you can share family purchases, you must [Join a Family Sharing group in Family Sharing](#) and set up Purchase Sharing.

For information about changing Family Sharing settings using an iOS or iPadOS device, see the Apple Support article [Share App Store, iTunes Store, and Apple Books purchases with Family Sharing](#).

For information about changing Family Sharing settings in the Music app, see [Use Family Sharing to share iTunes Store purchases in Music](#).

# App Store Display


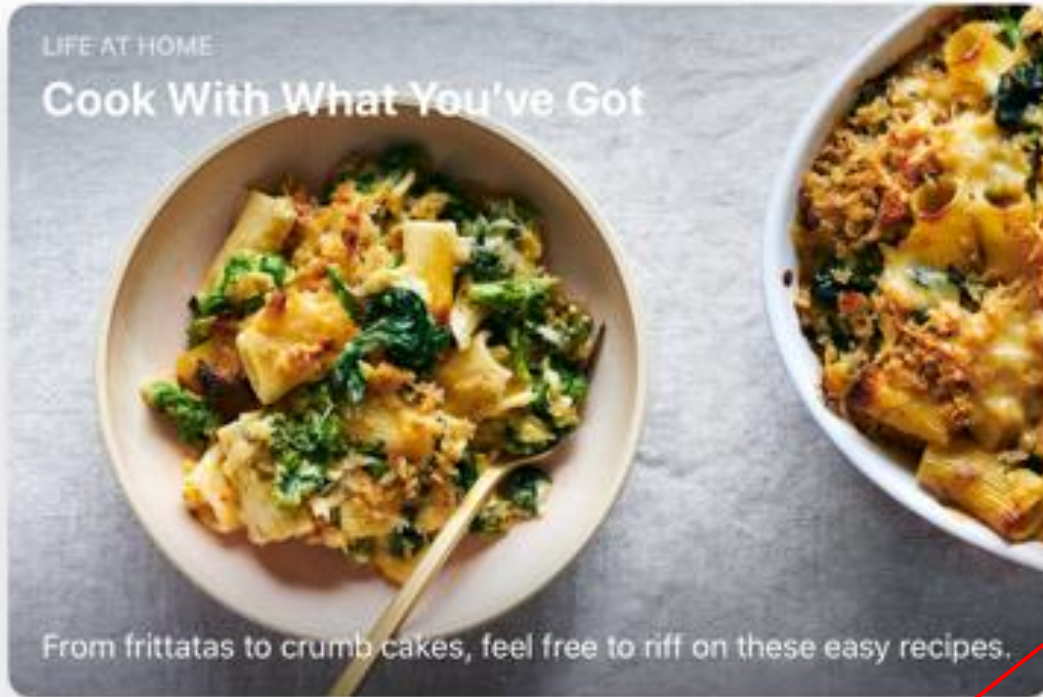
Today

Profile Picture

Advertisements on the Home Page of the App Store.

Click an app's name or icon to get a description, view customer ratings and reviews, and see the app's privacy practices.


Tabs





# Tabs in the App Store

**Tabs at the bottom of the display**

- **Today Tab**
  - Updated daily,
  - find helpful tips and tricks.
- **Games Tab**
  - Curated by expert gamers.
- **Apps Tab**
  - Organized and brimming with recommendations to help find the right app.
- **Arcade**
  - Editors handpick games,
  - Deliver it fresh every day.
- **Search Tab** 
  - Search for any App by name.

# Apple app store

App Store  
icons



**Get** – download for free to the iDevice.

In-App Purchases – while using the App, pop-up to \$\$



- Already on this device at one time. Download for free again.

**Open**

- This App is on the iDevice. Tap to open.

iPhone X or later, a colored bubble behind the time in the status bar.

9:41

9:41

9:41

A **blue** bubble -an app is currently using the location, the iPhone is Screen Mirroring, or is providing a Personal Hotspot to another device.

A **green** bubble is when using a phone call.

A **red** bubble is red when the iPhone is recording sound.

# **Apps I use on My Devices**

- **Chase** – access to my Credit Card information.
- **Choice** – control my Hearing Aids.
- **Facebook** – keep in touch with Family / friends.
- **Fing** – who/what is connected to my internet, speed test.
- **Google Maps** – guide me on the right path.
- **Kindle** – read books from Amazon.
- **LastPass** – my Password manager.
- **Microsoft Word** – develop documents.
- **Zoom** – join or lead Webinars.

# Apps I use on My Devices

- **ClearCaptions** - Free telephone captioning provider.
- **Google Earth** - 3D of Earth based on satellite imagery.
- **Honda Link** - connected with vehicle from the smartphone.
- **IMDB** - online database of info related to films, TV, videos, etc.
- **Joule** - cooks the perfect temperature with Wi-Fi. (Sous Vide Cooking.)
- **MY GPS Coordinates** - share my location via email, text, etc.
- **One Drive** - cloud hosting service/synchronization by Microsoft.
- **Grammarly** - help me spell and write in email, Word, etc.

# **Apps I use on My Devices**

- **Scanner Barcode** – scanning items while shopping.
- **Solitaire** – the only game I play.
- **SunTrust** – my Banking Institution.
- **T-Mobile** – my cell phone carrier.
- **The Calculator** - math on my phone/iPad.
- **AirTag**- allows users to locate lost items via Bluetooth.
- **Truecaller** - Caller ID, block fraud & scam calls.
- **YouMail** - spam call blocker, & visual voicemail.

# Apps I use on My Devices

- **IHG**- for hotel reservations. (Holiday Inn Express)
- **Watch** – for my Apple 6 watch.
- **Speedtest** – run a test on the internet I'm using.
- **My WM**- weekly trash disposal in Michigan. Waste Management
- **Cardiogram** –track my heart rate data and health.
- **Notes** – used for shopping list and other reminders.
- **Quick Scan** - scan and decode all the QR codes.

# **Apps I use on My Devices**

- **Calendar** – track appointments and family Birthdates.
- **Files** - files on the device, in cloud services.
- **iCloud Drive** - store my documents/ photos.
- **Garmin Express** – Track location, health & fitness (trike)
- **Word** – Microsoft document app.
- **Safari** – Apple Browser.
- **Amazon**- Quick access to Amazon.
- **Books** – access to Apple Books.

# Apps I use on My Devices

- **WiFi Finder** - For travel, hotspots, passwords for internet access!
  - **My Account**- xfinity- Comcast for home internet/phone/TV.
  - **Epson Print** – for additional information about my printer.
  - **Apple Support** – access to the support for the devices.
  - **Convert Lite** - to convert units.
  - **Power Point** – Microsoft presentation app.
  - **DuckDuckGo** – my search engine for iOS and PC. (does not track)
- (Settings > Safari > Search Engines. (4 choices from Apple)



16:50 ↗



⏪ [Safari](#)

## Search Engine

Google

Yahoo

Bing

DuckDuckGo



Ecosia

**Search Engines Available in Safari**

Settings > Safari > Search Engine

# Best iPhone Apps for 2021

- The best iPhone apps (January 2021) Digital Trends
  - <https://bit.ly/2V40pF4>
- The Best iPhone Apps for 2021 PC Magazine
  - <https://bit.ly/3imNvMF>
- The Best iPad Apps for 2021 PC Magazine
  - <https://bit.ly/3oXCunM>
- Best free iPad apps 2021: the top titles we've tried Tech Radar
  - <https://bit.ly/3nSjyp3>

# Best iPhone Apps for 2021

- [Productivity](#)
- [Finance](#)
- [Streaming media](#)
- [Cloud Storage](#)
- [Reading](#)
- [Writing](#)
- [Social media](#)
- [Art](#)
- [Shopping](#)
- [Music creation](#)
- [Games](#)

<https://bit.ly/3fKacrJ>

iMore Web site

# Extra Extra

Extra Helpful Information.

<https://apcug2.org/>

- Hints tips and Tricks - **two** different places.



Hewie's Views & Reviews   Home   Blog   WinSIG   Tech for Seniors   Chromebooks ▼   Speakers Bureau   YouTube

## Jere's Tech Tips

Great Windows, iPhones/iPads, Android Tech Tips

[Read Jere's Latest Tips](#)

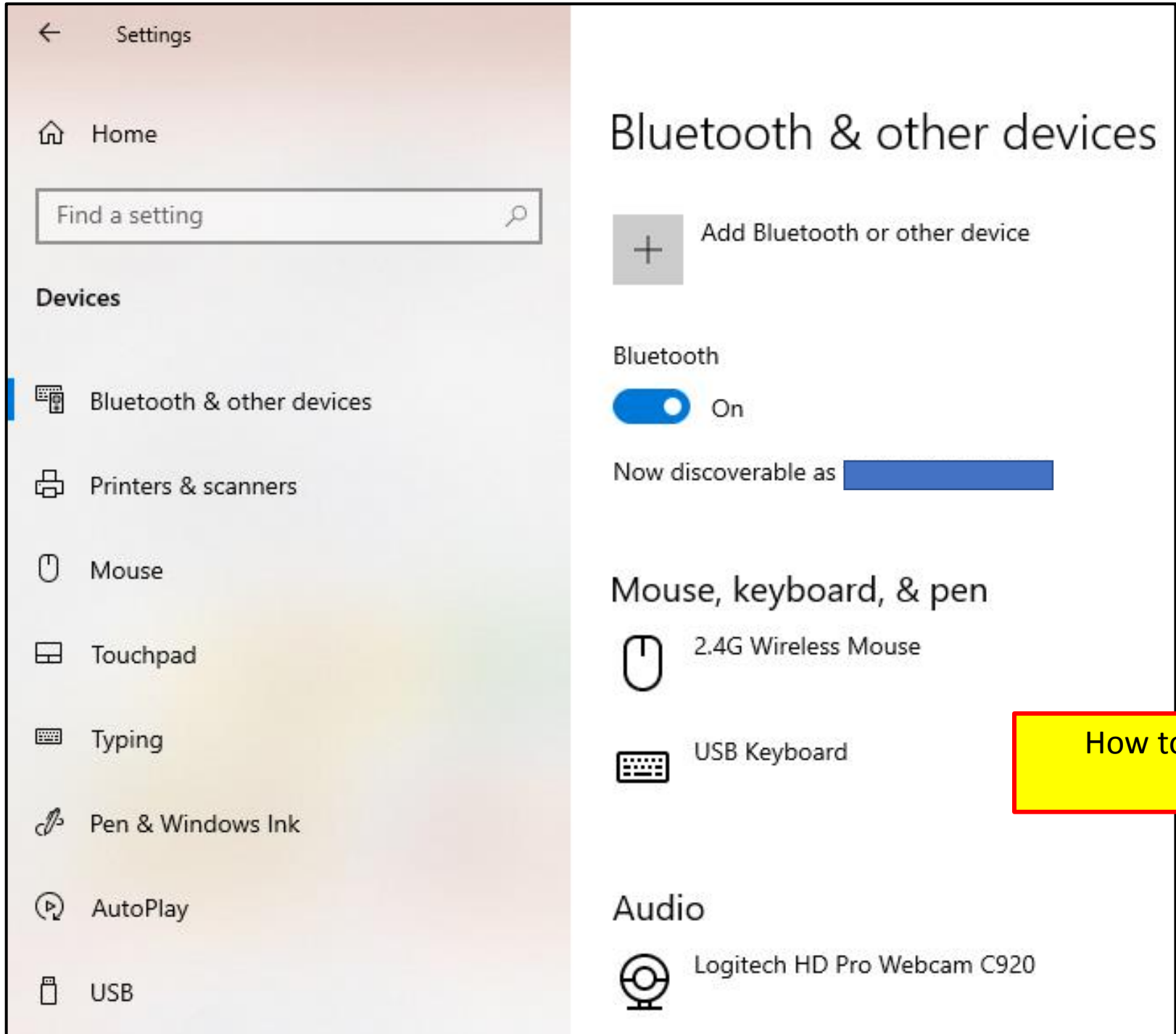


<https://hewie.net/>

## Jere's Tech Tips



<https://bit.ly/31HtCct>



How to connect Bluetooth devices on Windows 10.

## Keep Your Printer Turned On

By leaving an inkjet printer on, you avoid triggering a maintenance cycle each time you use it. According to our test results, that can yield big savings from your ink costs because many of the printers we evaluated used as much ink to clean the print heads as they did for actual printing.

When we kept the printers on, we saw a noticeable reduction in ink consumption even on some of the most ink-hogging models.

Worried about the cost and environmental impact from the extra energy? Inkjets consume very little power when not in use, so your ink savings should considerably outweigh those concerns.

My suggestion new  
Printer

Canon Maxify  
MB 2720 or 2120  
**4-6 Cartridges**

[Brother MFC-L5700DW](#)

[Brother DCP-L5500DN](#)

[Brother HL-L2395DW](#)

Some Printers go into Sleep Mode Automatically.

**Leave the Ink Jet Printer ON**

# Apps that share your data.

Partial list

- 52% of apps share your data

**Top 10 apps** that share the most of your information:

- Instagram (79% of personal data collected)
- Facebook (57% of personal data collected)
- LinkedIn (50% of personal data collected)
- Uber Eats (50% of personal data collected)
- Trainline (43% of personal data collected)
- YouTube (43% of personal data collected)
- YouTube Music (43% of personal data collected)
- Deliveroo (36% of personal data collected)
- Duolingo (36% of personal data collected)
- eBay (36% of personal data collected)

# Apps that share your data.

Partial list

- **Top 10 apps** that collect data for their benefit:
- Facebook
- Instagram
- Klarna
- Grubhub
- Uber
- Uber Eats
- eBay
- Just Eat
- LinkedIn
- Twitter





**iOS 14.5.1 Has been issued.**

Update iPhone, iPad, Apple watch.

### **App Tracking Transparency**

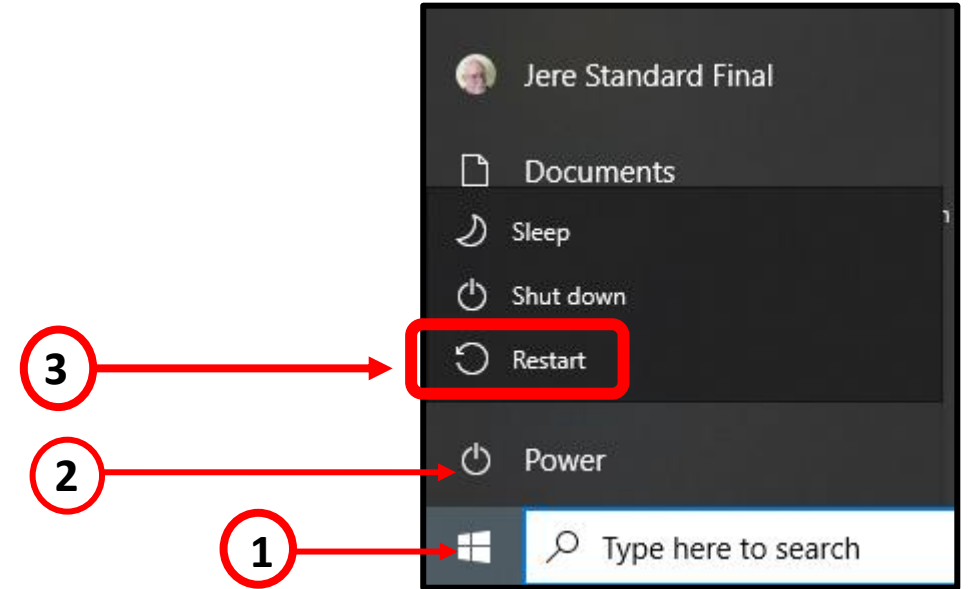
The iPhone will now require applications to ask for permission whenever they want to track your activities outside the app.

Apple is not blocking the practice, merely requiring informed consent. It may take a few days for some apps to be updated to the new requirements.

# Restart vs Shutdown

## Shutdown

- It hibernates the Operating System,
  - saving its state so it can boot faster.
  - this is done by default,
    - already set up in settings.
    - will save the state of your Windows to disk.
- After reboot,
  - these apps will re-open automatically.
    - Windows can reload the saved info,
    - and boot up more quickly,
    - skipping the slower hardware initialization process.
      - this feature is called “Fast Startup.”
  - With sleep the PC will stay powered **ON** in a very low-power mode.
  - With hibernate, the PC will save its entire system state to disk
    - and restore it when you power it on once again.
- **Restart**
  - shuts down all Programs/Apps and reloads Operating System Programs/Apps.
  - a totally clean start when the computer boots up again,



Capture any of the following types of snips:

1. Rectangular snip - Drag the cursor around an object to form a rectangle.
2. Free-form snip - Draw a free-form shape around an object.
3. Window snip - Select a window, such as a dialog box, that you want to capture.
4. Full-screen snip - Capture the entire screen.

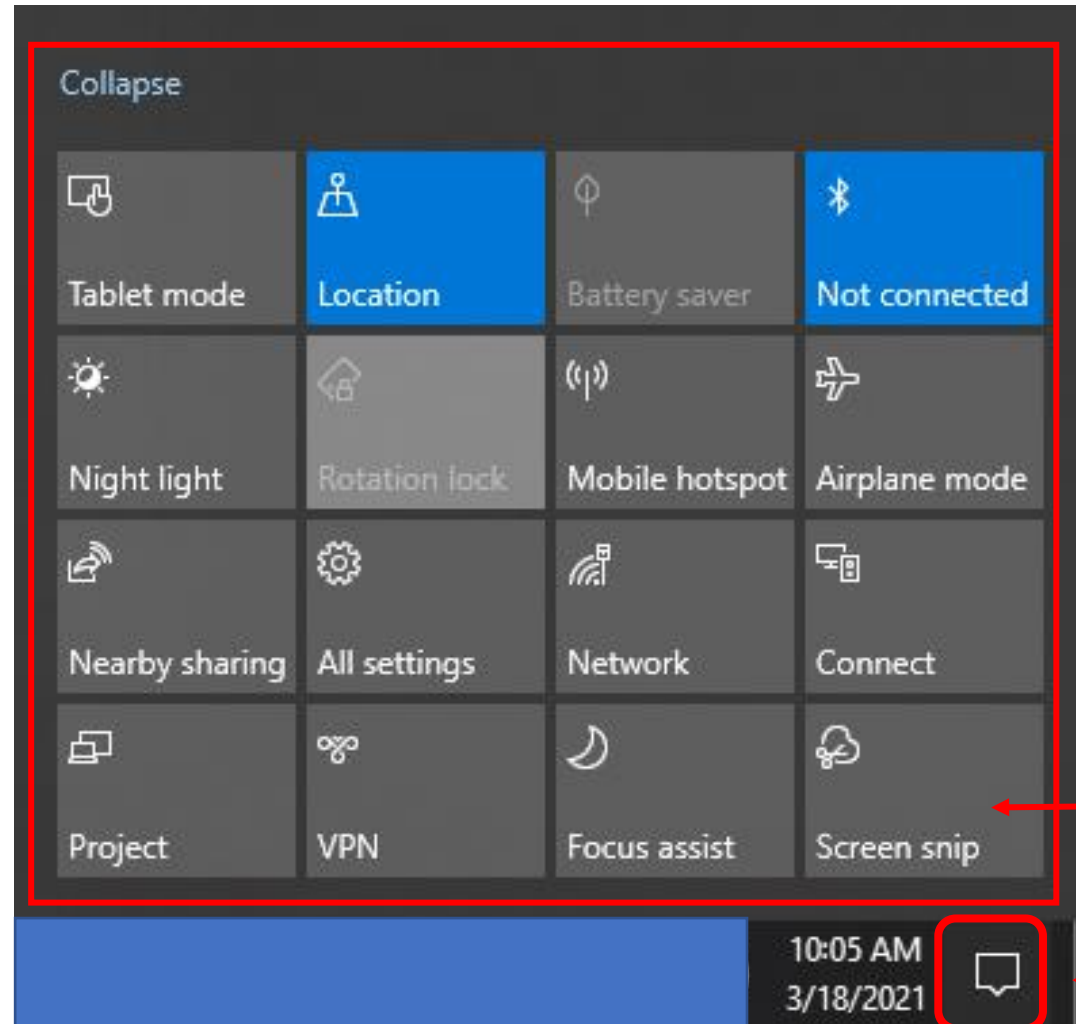
1. Screen will dim and a mini menu will appear at the top.
2. The screenshot, will be saved to the clipboard.
3. Paste the screenshot into: Email, Power Point, Word processor, etc.

Screen snip via Keyboard  
**Shift+Windows Key + S**

## Screen Snip



Mini Menu



2

1

USS James Monroe  
SSBN-622





Association of Personal  
Computer User Groups

# The End or Just the Beginning



Association of Personal  
Computer User Groups

- Copy of this Presentation:
- [jminich@apcug.org](mailto:jminich@apcug.org)

Thanks for the opportunity to share with you.

